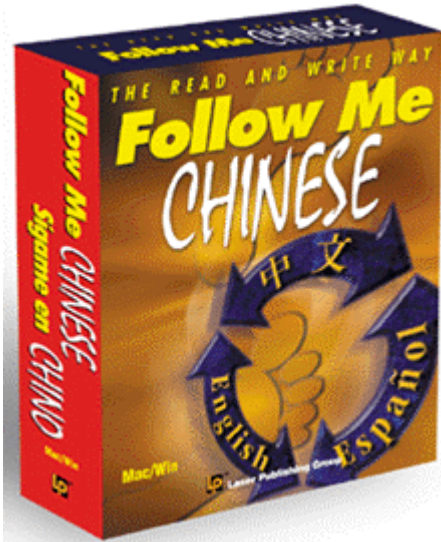


Follow Me Chinese, the Read and Write Way




English speaking people will learn Chinese as well as Spanish; Spanish speaking people will learn Chinese and English; Chinese speaking also can learn English and Spanish.

It teaches students how to count strokes, how to read, write and type Chinese through vivid animation of strokes and stroke order for each character.

The powerful search function lets you input English, Spanish or Chinese (through pinyin or unicode) to locate the words associated with the translation of Chinese characters, English and Spanish.

Learn as much as you want with the click of a button. Click to listen and repeat the sounds recorded by native speakers.

Follow Me Chinese, the Read and Write Way



It's our great hope that through the use of this CD, you will develop a desire to master Chinese through:

1. 500 basic characters and 1200 phrases learned almost painlessly.
2. Learning how to count strokes (this is a fundamental skill to look up words in Chinese dictionaries).
3. Mastering radicals and stroke orders. Learn how to break down complex characters into familiar components and learn the new words easily and quickly.
4. Learning the Unicode Standard of each character. Students will be able to use the new input method to type Chinese instantly.

Follow Me Chinese, the Read and Write Way

Follow Me Chinese CD-ROM is a hybrid Mac/ISO CD-ROM. You can run this CD either on Macintosh® OS machine or on Microsoft Windows™ OS PC.

System Requirements for Follow Me Chinese

The following hardware and software is required to run Follow Me Chinese CD-ROM:

For MS Windows™: A Multimedia PC running Windows 95, 98, ME, or NT version 4.0, Windows 2000 or later; 16 MB of RAM (32 MB recommended), a color monitor and a CD-ROM drive.

For the Macintosh®: A Power Macintosh running System 7.5 or later; a color monitor; and a CD-ROM drive.

Running Follow Me Chinese

To Run Follow Me Chinese CD-ROM, insert the Follow Me Chinese CD into the computer's CD-ROM drive, choose from the following options:

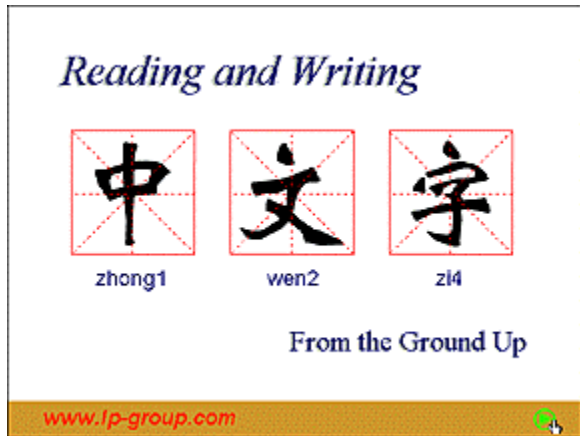
1. In Windows, double-click CD-ROM drive icon, choose and double-click the file FM_Chi.exe icon.

2. On the Macintosh, double-click FM Chinese icon, choose and double-click FM Chinese file.

To get better display, set your monitor resolution to 800 by 600.

There are no additional software, Chinese fonts or language tool kits required.

Follow Me Chinese, the Read and Write Way



This is Startup page of Follow Me Chinese: the Read and Write Way. Click Next (Green Arrow) button to go to Main Menu page.

Reading and Writing From the Ground Up

In all languages, reading and writing are entirely separate skills. Everyone, even native speakers, must make special efforts to acquire reading and writing skills, and the Chinese language is no exception.

LP Group's "Follow Me Chinese" has been designed to help children, adults, native speakers and non-native speakers learn Chinese quickly and systematically. It's our great hope that through the use of this training course, you will develop a desire to master Chinese.

Follow Me Chinese, the Read and Write Way

In all languages, reading and writing are entirely separate skills. Everyone, even native speakers, must make special efforts to acquire reading and writing skills, and the Chinese language is no exception. Non-native speakers cannot afford to spend too much time to learn reading and writing skills. LPO's "Follow Me Chinese" has been designed to help children, adults, native speakers and non-native speakers learn Chinese systematically and quickly. It is our great hope that through the use of the CD, you will develop a desire to master Chinese.

Click "Learning strokes and radicals" button to go to Part I

Click "Learning basic Chinese Characters" button to go to Part II

Part I: Learning Strokes and Radicals

In Part I, which is devoted to Chinese character fundamentals, the strokes and the radicals. By learning these various components, students will facilitate the process of learning more complex Chinese.

Part II: Learning Chinese Characters

In Part II, you are ready to actually start writing and reading Chinese. You will practice and learn more than 400 basic Chinese, most of which will appear later as components of more complex Chinese.

This is main menu of Follow Me Chinese: the Read and Write Way.

You start off in Part I, which is devoted to Chinese character fundamentals: the stroke and the radical. You will practice and learn more than 200 Chinese characters as radicals, most of which will appear later as components of more complex Chinese. Click "Part I: Learning Strokes and Radicals" button to go to Submenu of Part I.

In Part II, You will practice and learn more than 400 basic Chinese characters and 1,200 phrases - which show you how to put Chinese characters together in the context of example phrases. Click "Part II: Learning Chinese Characters" button to go to Submenu of Part II.

Follow Me Chinese, the Read and Write Way

Learning Strokes and Radicals

Table of Contents

- 1. About Chinese Characters
 - 1-1. Development of Chinese Characters
 - 1-2. Stroke, Components and Radicals
- 2. Learning Strokes
 - 2-1. Major Stroke Categories
 - 2-2. About Stroke Endings
 - 2-3. Stroke Orders
 - 2-4. Counting Strokes

Click the title to go to that page

Part I, Page: 1 of 19

偏
旁
部
首

This is Part I Menu: Learning Strokes and Radicals. Click the title to go to that page.

Part I: Learning Strokes and Radicals

Table of Contents

1. About Chinese Characters
 - 1-1. Development of Chinese Characters
 - 1-2. Stroke, Components and Radicals
2. Learning Strokes
 - 2-1. Major Stroke Categories
 - 2-2. About Stroke Endings
 - 2-3. Stroke Orders
 - 2-4. Counting Strokes
3. Learning Radicals
 - 3-1. Seven Types of Radicals
 - 3-2. Table of Radicals (Kangxi Radicals)
 - 3-3. Primary Radical of a Character

Follow Me Chinese, the Read and Write Way

Learning Basic Chinese Characters

Table of Contents

- 1. 350 + Basic Chinese by Stroke
- 1-1. One and Two Stroke Chinese
- 1-2. Three Stroke Chinese
- 1-3. Four Stroke Chinese
- 1-4. Five Stroke Chinese
- 1-5. Six Stroke Chinese
- 1-6. Seven Stroke Chinese
- 1-7. Eight Stroke Chinese
- 1-8. Nine Stroke Chinese
- 1-9. Ten, Ten + Stroke Chinese

Click the title to go to that page

Part II, Index Page: 1 of 11

讀
書
寫
字

This is Part II Menu: Learning Basic Chinese Characters. Click the title to go to that page.

Part II: Learning Basic Chinese Characters

Table of Contents

- 1. 350 + Basic Chinese By Stroke
- 1-1. One and Two Stroke Chinese
- 1-2. Three Stroke Chinese
- 1-3. Four Stroke Chinese
- 1-4. Five Stroke Chinese
- 1-5. Six Stroke Chinese
- 1-6. Seven Stroke Chinese
- 1-7. Eight Stroke Chinese
- 1-8. Nine Stroke Chinese
- 1-9. Ten and Ten+ Stroke Chinese

In Part II, you begin to learn writing and reading Chinese step-by-step. 500 basic characters and 1200 phrases learned almost painlessly.

Follow Me Chinese, the Read and Write Way

Learning Strokes and Radicals

1. About Chinese Characters

1-1. Development of

Each Chinese Character is really a picture. In early picture forms, these characters have directly descend from the combination of basic picture to their meaning. Some because the characters



word. Actually, each early picture forms. The or nature. The shapes of Most characters do not are composed of a any apparent relationship basic pictures is only fire's character.

Click each Chinese character to see the demo

山 火 田 雨

Part 1, Page: 2 of 19

Learning Strokes and Radicals page:
Development of Chinese characters. Click each Chinese character to see the demo. You can stop the demo by clicking anywhere on the screen.

Part I: Learning Strokes and Radicals

The development of Chinese characters shows that each Chinese character generally represents a whole word. Actually, each character is really a picture; many can be traced back to early picture forms.

The early picture forms were drawings of objects, animals, or nature. The shapes of these characters have evolved over a long period of time. Most characters do not directly descend from the pictures of their meanings; they are composed of a combination of basic pictures that may or may not have any apparent relationship to their meaning.

Follow Me Chinese, the Read and Write Way

Learning Strokes and Radicals

1-2. Strokes, Components and Radicals
A Chinese character is made up of one or more basic components (objects), known as radicals. A radical is a group of strokes that generally descends from a basic word and appears in many other words. For example:

好 = 女 + 子

明 = 日 + 月

Click each Chinese character to see the demo

Part 1, Page: 2 of 19

Strokes, Components and Radicals page

A Chinese character is made up of one or more basic components (objects), known as radicals. A radical is a group of strokes that generally descends from a basic word and appears in many other words. *Strokes, Components and Radicals* shows the examples. You may click each Chinese character to see the demo.

Strictly speaking, each character has only one radical, which is the component that is most prominent and the one by which the word is listed in the dictionaries.

Strokes, Components and Radicals page. Click each Chinese character to see the demo.

Follow Me Chinese, the Read and Write Way

Learning Strokes and Radicals

2-1-B. Major Stroke Categories:

Case 3. Vertical Line



Case 4. Diagonal Line



Part I, Page: 7 of 10

MENU

Learning Strokes and Radicals: Major Stroke Categories page shows examples of two of the eight types of strokes that can make up a particular character.

Learning Strokes: Major Stroke Categories

A solid knowledge of radicals is useful in analyzing and understanding the composition of Chinese characters. However, before you begin learning the radicals, it is important to learn the smallest unit of a radical: the stroke.

Strokes can be categorized into eight groups:

1. Abbreviated Stroke;
2. Horizontal Line;
3. Vertical Line;
4. Diagonal Line;
5. Corner;
6. Sharp Angle;
7. Curve;
8. Sharp angle and curve combination.


Major Stroke Categories pages show each case of eight groups.

Follow Me Chinese, the Read and Write Way

Learning Strokes and Radicals

2-2. Stroke Endings

There are variations of stroke categories which depend upon how the stroke is ended. There are four ways of ending a stroke: 1. The stop; 2. The jump; 3. The sweep; 4. The stop-sweep.



Click each character to see the demo

Case 1: The Stop

三	下	小	魚
---	---	---	---

Case 2: The Jump

河	代	心	民
---	---	---	---

Case 3: The Sweep

十	力	少	汽
---	---	---	---

Case 4: The Stop-sweep

人	水	本	足
---	---	---	---

Part 1, Page: 10 of 15

MENU

Learning Strokes: Stroke Endings

There are variations of stroke categories which depend upon how the stroke is ended.

There are four ways of ending a stroke: 1. The stop; 2. The jump; 3. The sweep; 4. The stop-sweep.

This section shows every case of stroke endings. Click each character to see an animated demo. Click again to close the demo.

Learning Strokes and Radicals: Stroke Endings page. Click each character to see the demo. Click to close.

Follow Me Chinese, the Read and Write Way

Learning Strokes and Radicals

Click the following character to see the demo

川	州	三	言	十	七
小	水	周	因	人	父
中	車	女	子	左	友

Tips for Writing Chinese

- Case 1. Characters are written from left to right.
- Case 2. Characters are written from top to bottom.
- Case 3. Usually, horizontal lines are written before vertical lines, even though the vertical line is curved.
- Case 4. When the character is symmetrical, start at the middle, then move to the left, and then to the right side.

Part 1, Page: 11 of 19

Learning Strokes and Radicals: Stroke Orders page. Click each character to see the demo. Click to close.

Learning Stroke Orders: Tips for Writing a Character

This page lists 9 cases of stroke orders. Click each character to see an animated demo. Click again to close the demo.

Stroke order is an integral part of Chinese characters. Taking the time now to study the basic principles of stroke order will make learning even the most difficult Chinese characters much easier. Writing Chinese characters in their correct stroke order is also important when writing in cursive style. Cursive style characters written in the wrong stroke order are unreadable by anyone except the writer.

Follow Me Chinese, the Read and Write Way

Learning Strokes and Radicals

3. Learning Radicals

As mentioned earlier, radicals are the most basic and identifiable parts or components of character. The number of radicals varies from dictionary to dictionary. Some dictionaries use less than 750 radicals while others use as many as 250 radicals. Here, 214 Kangxi radicals and its Unicode are introduced.

No matter how many radicals are presented, it is very important to learn them by name and understand their meaning or derivation. It is also essential to be familiar with radicals when looking up new Chinese character in a dictionary. Generally, radicals can be classified into seven categories, depending on their position within a character. These include: 1. left side; 2. right side; 3. upper part; 4. lower part; 5. upper and left part; 6. left and lower part; 7. outer portion.

left side right side upper part

lower part upper and left part left and lower part

outer portion 1 - 5

Part 1, Page: 13 of 10

Learning Radicals: Seven Categories

The number of radicals varies from dictionary to dictionary. No matter how many radicals are presented, it is very important to learn them by name and understand their meaning or derivation. It is also essential to be familiar with radicals when looking up new Chinese characters in a dictionary. Generally, radicals can be classified into seven categories, depending on their position within a character. These include: 1. left side; 2. right side; 3. upper part; 4. lower part; 5. upper and left part; 6. left and lower part; 7. outer portion.

Learning Radicals page shows that radicals can be classified into seven categories depending on their position within a character.

Follow Me Chinese, the Read and Write Way

Learning Strokes and Radicals

3-1-n. Table of Radicals (Kangxi Radicals) 1-50

一	丨	丶	丿	乙	丨	二	一	人	儿
入	八	冂	冖	冫	几	口	刀	力	勹
匕	匚	匚	十	卜	卩	厂	厶	又	口
口	土	土	夕	夕	夕	大	女	子	一
寸	小	尢	尸	中	山	彡	工	己	巾

Click each radical to see the demo. Click outside the popup window to close the demo.

Part 1, Page: 14 of 10

Learning Radicals: One of the Table of Radicals pages. Click each radical to view the demo. Click to close the demo.

Learning Radicals: Radicals Index Pages

Radicals are the most basic and identifiable parts or components of a character. The number of radicals varies from dictionary to dictionary. Some dictionaries use less than 150 radicals while others use as many as 250 radicals. Here, 214 Kangxi radicals and its Unicode are introduced.

No matter how many radicals are presented, it is very important to learn them by name and understand their meaning or derivation. It is also essential to be familiar with radicals when looking up new Chinese characters in a dictionary.

Follow Me Chinese, the Read and Write Way

Learning Strokes and Radicals

3-1-n. Table 50

一	丨	二	亠	人	儿
入	八	冫	刀	力	勹
匕	匚	勹	厶	又	口
口	土	女	子	宀	
寸	小	工	己	巾	

Unicode: 5913 Stroke: 3
Sound: nv3, nu3 English: woman

Click each radical to see the demo. Click outside the popup window to close the demo.

Part 1, Page: 14 of 10

MENU

Learning Radicals

Demo of Radical page also shows you how to count strokes, radical sounds, unicode number and its meaning. No matter how many radicals are presented, it is very important to learn them by name and understand their meaning or derivation.

You may use navigation panels to select the table of radicals.

To see the radical demo, go to Table of Radicals, click one of the radicals. Click again to close the demo.

Learning Radicals: radical demo. Click each radical to view the demo. Click to close the demo.


Follow Me Chinese, the Read and Write Way

Learning Strokes and Radicals

3-3. The Primary Radical of a Character

Now, we know that recognition characters. However, it is often tips which will help you determine second, select one component a character, will almost always

Case 1: the larger portion, the
Case 2: the larger portion, the
Case 3: if there are equal siz
Case 4: if there are equal siz
Case 5: certain very common always be the radical



Click each case: case 1, case 2, ... to see the examples

Part 1, Page: 10 of 10

Learning Radicals: The Primary Radical of a Character page. Click each case to see the demo.

Learning Radicals: How to determine the radical of a character

We know that recognition of radicals is very important for reading and writing Chinese characters. However, it is often not obvious which is the radical of a character. In *The Primary Radical of a Character* section, it shows you some tips which will help you determine it.

First, break up the character into its components. Second, select one component to be the radical. Certain very common elements, when presented in a character, will almost always be the radical. Click each case to see the demo.

Follow Me Chinese, the Read and Write Way

The screenshot shows a digital interface for a Chinese character stroke index. At the top, a brown header contains the text "Chinese Characters Stroke Index". Below this, the page title "Eight Stroke Chinese - 1" is displayed. The main content area features a 5x10 grid of Chinese characters, each enclosed in a red square border. The characters are: 事, 亞, 京, 來, 例, 兔, 兩, 到, 制, 叔; 取, 周, 味, 呼, 和, 夜, 奇, 妹, 妻, 始; 姓, 姑, 季, 官, 定, 岸, 底, 府, 店, 往; 念, 性, 房, 所, 抱, 拍, 拔, 招, 放, 明; 朋, 服, 板, 杯, 東, 林, 果, 枝, 武, 毒. A mouse cursor is positioned over the character "定". At the bottom of the page, there is a navigation bar with several icons and the text "Part II, Index Page: 0 of 11". A "MENU" button is highlighted with a blue oval.

This is Chinese Characters Stroke Index page: Eight Stroke Chinese - 1. Click one of the characters, and it will bring you to that character page.

Part II: Learning Basic Chinese Characters

Chinese Characters Stroke Index page lists more than 400 Chinese characters. Stroke Index page lists Chinese characters by stroke. To learn one of the Chinese character and related phrases:

1. Click the button, *Part II: learning Chinese Characters* from Main Menu.
2. Select and click the title from Table of Contents to go to one of Stroke Index pages. You may use navigation buttons to select Stroke Index page.
3. Click one the characters from the Stroke Index page to go to that character page.

Follow Me Chinese, the Read and Write Way

The screenshot displays a digital learning interface for the Chinese character '和'. On the left, a large character '和' is shown with red dashed lines indicating stroke order and direction. Below it, a box contains the Unicode '519C' and radical '禾', along with a small square icon. Further down, the character is listed in Mandarin (he2), English (peace, mild, gentle, kind, harmonious; with), and Spanish (suave, apacible, paz, armonioso; y). On the right, a section titled 'Phrases by Primary Character:' lists three phrases: '和好' (become reconciled (with), be at peace (with), reconciliere, he2 hao3), '和平' (peace, paz, he2 ping2), and '和約' (peace treaty, pacto de paz, tratado de paz, he2 yue1). At the bottom, a navigation bar includes icons for back, forward, search, and a 'MENU' button, with the text 'Stroke 8 Sec. Page 16 of 70'.

This is one of the Chinese Character pages. You will learn how to read and write the character. Click to listen and repeat the sounds recorded by native speakers.

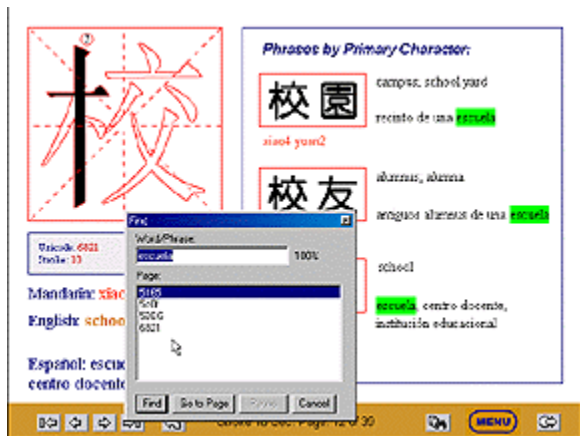
Part II: Learning Basic Chinese Characters

This Chinese character page shows you how to count strokes, how to read, how to write Chinese characters through vivid animation of strokes and the stroke order for each character.

The Chinese Character page also provides you more information of each character based on stroke, radical, unicode number, and phrases by primary character.

This is a multilingual page: English speaking people will learn Chinese as well as Spanish. Spanish speaking people will learn Chinese and English.

Follow Me Chinese, the Read and Write Way



The powerful search function lets you input English, Spanish or Chinese.

The Powerful Search Function

The Search navigation link lets users search for a word and go to any of the pages where the word appears. By using Search navigation link you can input English, Spanish or Chinese (through pinyin or unicode) to locate the words associated with the translation of Chinese characters, English and Spanish.

To do the search, click the Search button, the Find dialog box appears. Type in a word in English or Spanish, or Chinese. Click the Find button, select the page if any, click the Go to Page button to go to the page where the word appears. In this example, type in Spanish word "escuela", and find the pages where "escuela" in green color appears.

Follow Me Chinese, the Read and Write Way

Who Should Use Follow Me Chinese CD

This CD is for children, adults, students, native speakers and non-native speakers who are desiring to master Chinese from the ground up.

This CD is also for parents, who will use this CD as a desktop reference to guide their children for reading and writing Chinese characters in the correct way.

This CD is for teachers as well, who cannot spend too much time to teach every student individually. This CD is also beneficial to students who are studying Chinese in the classroom who may not get enough time to practice what they have learned. Students can use this CD as a tutor to develop a fundamental skills for mastering the Chinese language.

The Result:

1. 500 basic characters and more than 1200 phrases learned almost painlessly.
2. Know how to count strokes, which is a fundamental skill to look up words in Chinese dictionaries.
3. Master radicals and stroke orders. Students will be able to break down complex characters into familiar components and learn the new words easily and quickly.
4. Learn the Unicode Standard of each character. Students will be able to use the unicode input method to type Chinese instantly.
5. An online work book is provided to let students practice anytime, anywhere: from home or on the go!